

Elf Scene Change Plot

Pre Show:

- Walls in back, Door SL and Sack SR.
- Ring on door handle.
- "Santa's Workshop" sign on door.
- Armchair, with grey cover, on front spikes.
- Book on chair.
- Trees clear with just snow bases.
- 3 boxes in front of each tree, jingle bells front.
[Teal, Golden, and Yellow SR. Peach, Purple, and Red SL]
- Santa cloth, pitcher, and cups on table.
- Pencil cup, folders, phone 1 on Aaron's chair.
- Folders, phone 2 on Zoe's chair.
- Signs in back corner in order Back to Front:
[Statue of Liberty, Brooklyn Bridge, Lincoln Tunnel, Sign Post, Narwhal, Gumdrops, Candy Canes]

Box Key:

Teal




Golden

Yellow

Peach

Purple

Red



Sign Key:

Zoe (Candy Canes)

Caitlin (Gumdrops)

Kyrah (Narwhal)

Helena (Sign Post)

Bryce (Lincoln Tunnel)

Aaron (Brooklyn Bridge)

Maggie (Liberty)

Elf Scene Change Plot

During North Pole Workshop

Miles: Make sure chair is behind curtain

Between North Pole Workshop and Traveling

Spencer: Close curtain

Zoe, Caitlin, Kyrah, Helena, Bryce, Aaron, Maggie: get signs

Eleni and Miles: get into position at curtain

During Traveling to NYC

Eleni: Work curtain SL

Miles: Work curtain SR

Sign Holders: Put signs back

Eleni, Caitlin, & Aaron: Grab Zoe & Bryce's sign

Crew:

- Swap flats and flip to NYC side. Move in front of trees.
- Put toys/tools away.
- Flip boxes to NYC side.
- Take off Santa chair/book.
- Change Coco cart to Hobbs' desk/chair. (Pull cloth, cups, pitcher - put on phone 1, pencil cup, folders, chair)
- Put gold skirts and stars on trees.
- Change "Santa's Workshop" sign to Macy's "Believe" sign. Take jingle bells off door knob.
- Make sure shoppers have white shopping bags.

Between Traveling and Empire State

Crew:

- Open curtain.

Elf Scene Change Plot

Between Empire State and Hobbs' Office 1

Eleni & Leah: Set up Zoe's desk

Zoe: Bring in chair/phone/files

Aaron: Bring on desk/chair

During Hobbs' Office 1

Crew & Miles:

- Put red cover on chair.
- Gather white shopping bags and put away.
- Quietly tidy backstage (toys and tools should be back in baskets and in place).
- Get bows ready (2 for each).

Between Hobbs' Office 1 and Macy's

Aaron: remove desk/chair

Zoe: Remove phone/folders/chair

Eleni & Allie: flip walls to door/sack and move to Macy spikes (Sack SL, Door SR)

Elsa & Addy: Flip Zoe desk boxes up

Kyrah: Bring on ladder

Megan: Move Purple/Red boxes into place

Isabel: Move Yellow box center

Helena: Move Peach box Center

Crew & Miles: Slap bow on each "present"

Eleni/Caitlin: Bring on bags/wrapping paper

During Macy's

Kyrah: Bring on Green ornament basket

Isabel: Bring on Green tinsel basket

Leah/Allie: Bring on Red baskets

Elf Scene Change Plot

Between Macy's and Hobbs' Apartment

Spencer: Close curtain

Kyrah: Set up Purple box as living room table (and take away bow)

Elsa: Bring on chairs

Caitlin: Bring on wind machine

Eleni: Bring on lamp/envelope/composition notebook/Pen

During Hobbs' Apartment 1

Victor: Swap wind machines

Crew [inc Miles]:

- Remove bows from boxes.
- Take off all bags/tissue paper.
- Take off Santa chair and Jovie's ladder.
- Put walls NYC side out in front of trees.
- Take off gold tree skirts.
- Spin Red box to stone and place on Rock spikes (back half).
- Spin Peach box to stone and place on back center spike.
- Spin Yellow and gold boxes to stone and place on desk spikes.
- Spin Teal box to stone and move forward to right behind curtain SR.
- Prep Hobbs desk (Phone/folders/pencil cup) and Zoe's chair (phone/folders).

Between Hobbs' Apartment 1 and Jogger

Spencer: Open curtain

Addy: Shove SR box forward, Spin Hobbs box to stone

Eleni: Take lamp/envelope/notebook/pen

Caitlin: Take wind machine

Erin: Take chairs off and back to SR. Put one on desk.

Elf Scene Change Plot

Between Jogger and Hobbs' Office 2

Addy: Bring on Desk/Buddy chair

Zoe: Bring on Chair/phone/folders

Megan: Flip teal and Gold boxes to wood for Zoe's desk

Allie: Spin Yellow box to wood for Zoe's desk

Caitlin: Move living room box to Rock spike (spin so stone side is front.)

Between Hobbs' Office 2 and Rockefeller

Aaron: Take Desk off

Addy: Take Buddy chair off

Zoe: Take Chair/phone/Folders off

Claire & Elsa: Flip Zoe desk to stone and place on Rock spikes

Isabel: Flip Golden box to stone and move to back side Rock spikes

Helena: Move back C box to back side Rock spikes

Bella: Hand out cocoa cups to all

Crew: Move walls to Rock spikes

During Rockefeller

Erin: Put Buddy's Etch-a-Sketch on Zoe's chair with other things.

Between Rockefeller and Hobbs' Office 3

Claire & Elsa & Isabel: Reassemble Zoe's desk

Helena: Move second Rock box back to C spikes

Bella: Take off cups and souvlaki sticks

Aaron: Bring Desk on

Addy: Bring Buddy chair on

Zoe: Bring Chair/phone/Folders/Etch-a-Sketch on

Crew: Move Walls back in front of trees

Elf Scene Change Plot

Between Hobbs' Office 3 and Buddy's Goodbye

Crew: Close curtain

During Buddy's Goodbye

Crew [inc Miles & Bryce]:

- Spin Purple box to wood side and place behind on back living room spikes.
- Put etch-a-sketch and lamp on living room box.
- Spin Red box to wood and place on back C spikes.
- Spin all other boxes to wood but leave in place (AKA, make Zoe's desk).
- Pre-set living room chairs by living room box
- Prep Tavern sign
- Remove all decorations from trees.

Between Buddy's Goodbye and Tavern on the Green

Isabel: Partially open curtain (To yellow spikes).

Erin: Put out Tavern sign

During Tavern on the Green

Crew [inc Miles & Bryce]: Continue removing decorations from trees and other jobs from above.

Between Tavern on the Green and Hobbs' Apartment 2

Megan: Bring forward living room box

Caitlin & Eleni: Bring forward own chairs

Bryce: Remove tavern on the green sign

Between Hobbs' Apartment 2 and Hobbs' Office 4

Bryce: Move living room box strait back to Rock spikes

Zoe: Bring on Chair/phone/folders

Allie: Grab chairs from "living room"

Aaron: Bring on Desk/Chair

Elf Scene Change Plot

Between Hobb's Office 4 and Santa

Spencer: curtain

During Santa

Crew [inc Bryce]:

- Move walls to Rock spikes
- Spin blocks to NYC and set in trios on either side
- Remove desk and all chairs

Between Santa and Central Park

Kyrah: Open curtain

During Central Park

Crew: Make it snow!